



Flight (Helm)

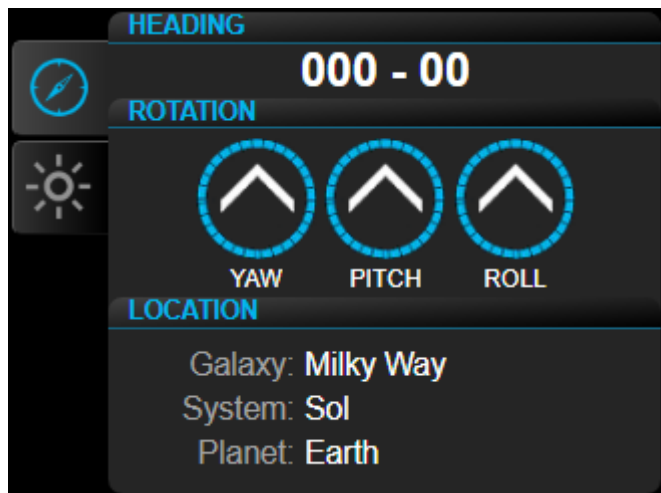
1. The Flight officer controls the ship's movement through space

Flight Console



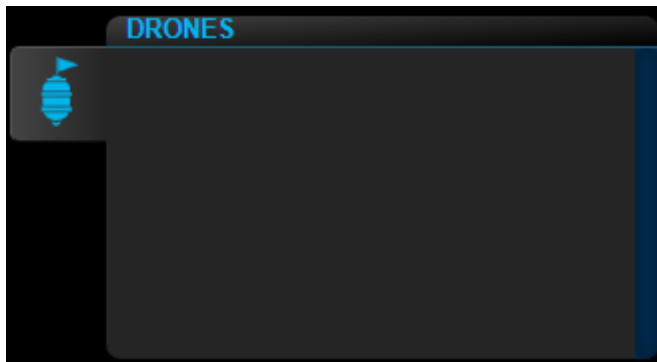
Left Panel

Heading and Location



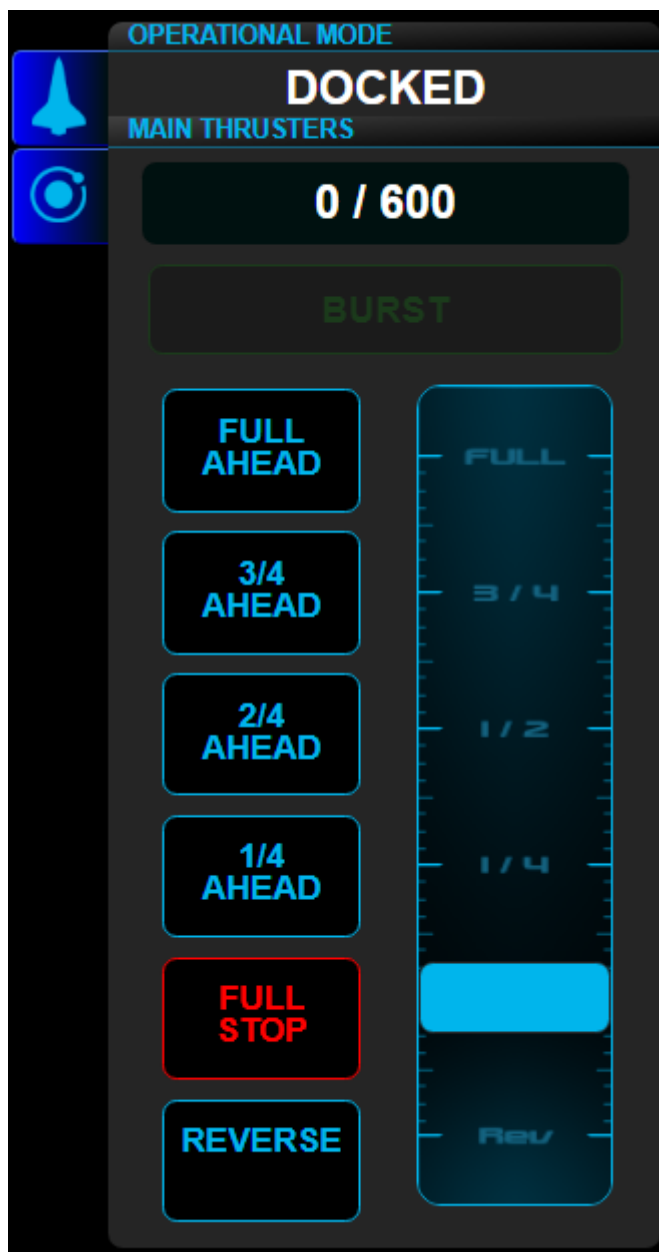
The Heading, Rotation, and Location component give you further information about the position and orientation of Horizons. The Heading is based on the Galactic Compass and the pitch up or down from the Galactic Plane.

Drones



Coming Soon

Thrust Control



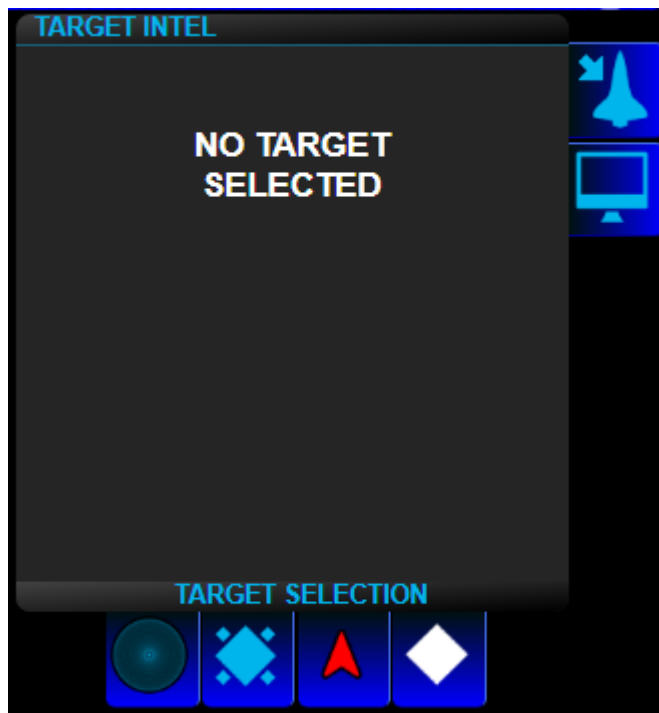
You can control the speed of the Horizons with the Thrust Control. There are presets of 1/4, 1/2, 3/4, and full ahead, as well as full stop, and 1/4 reverse. The slider is also fully available to select speed on a sliding scale. If the Horizons is traveling at least 300 units, you can engage the Burst function to move at 10 times the current max speed of the Horizons.

Center Panel


The Flight Station's center panel is your [Radar](#) screen, a 2d top down render of the 3 dimensional space the Horizons occupies. The upper left and upper right of the local radar screen provides a forward and rear facing fisheye radar. The local radar contains clickable objects, as well as a static “galactic compass” for reference.

Right Panel

Target Intel

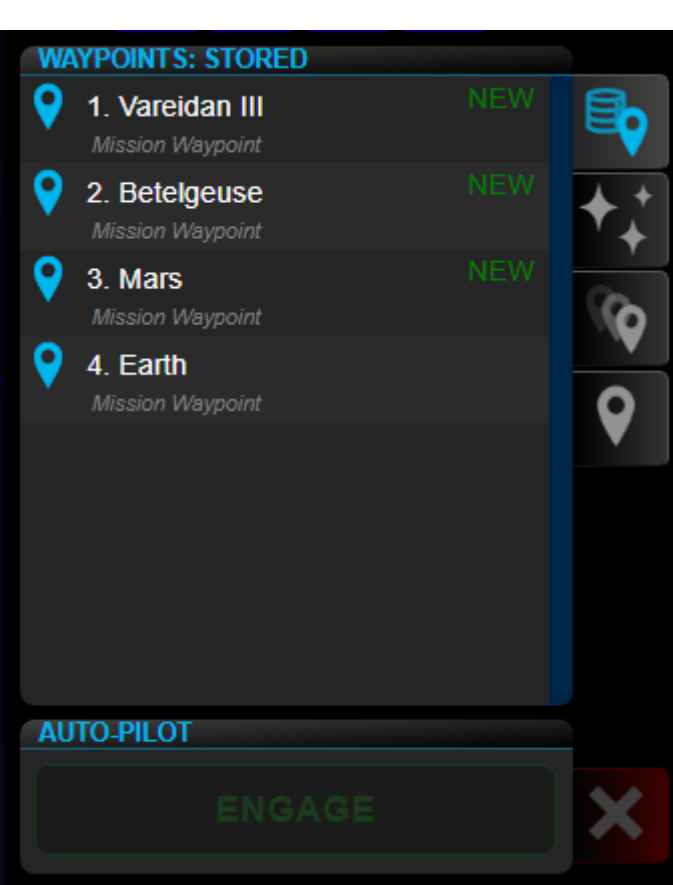


When you click on an object, the [Target Intel](#) component at the top of the right panel will give you information about the selected object.



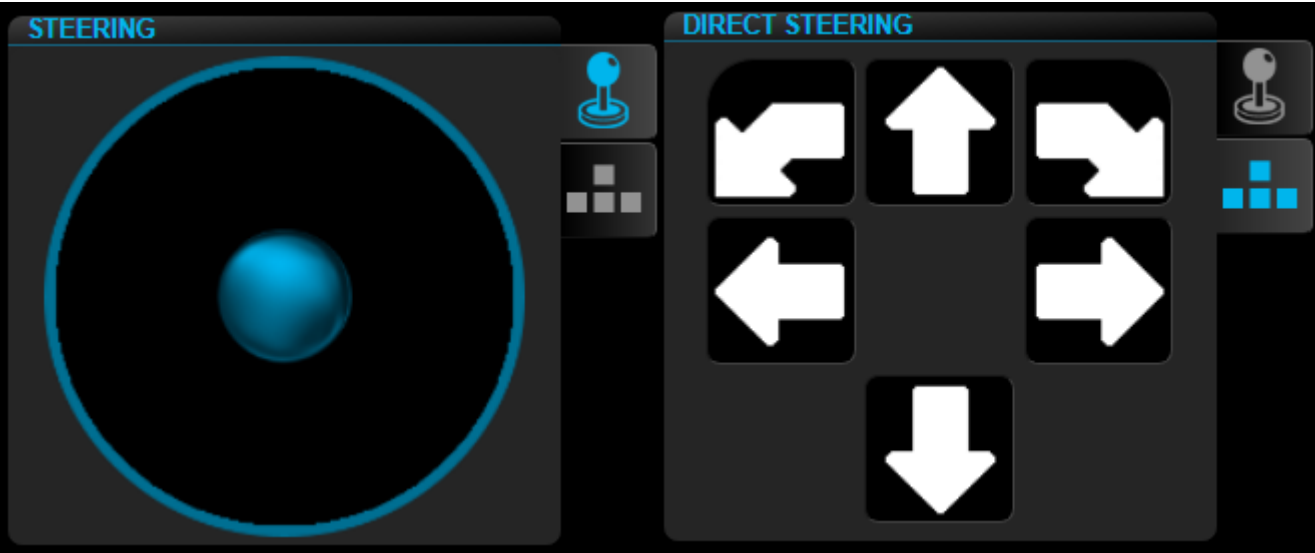
You can engage the autopilot to fly to the selected object with the intercept button. Or place the selected target on the [main view screen](#) with the On Screen Button. If you engage the autopilot, you will need to come to full stop on the main thrusters or select the red X next to Autopilot before you can manually control the heading using the steering component with either joystick or button control, and the speed using the main thrusters component.

Waypoints



The Waypoints component has stored waypoints, as well as nearby waypoints, Waypoint History, and active waypoints. Selecting a waypoint gives you the opportunity to Engage the FTL drive and travel between planets and stars in moments.

Steering



Steering is done with either the joystick or direct pitch/yaw/roll buttons You can toggle between the two with the buttons on the side of the steering component.

From:

<http://wiki.starshiphorizons.com/> - **Starship Horizons Wiki**

Permanent link:

<http://wiki.starshiphorizons.com/gameplay:stations:flight?rev=1620361811>

Last update: **2021/05/07 04:30**

